



GOVERNMENT OF JAMMU AND KASHMIR  
STATE MISSION DIRECTORATE, (ICDS) J&K

\*\*\*\*\*

**SUBJECT:- Revalidation/ Release of funds under ICDS Scheme (General)- Grant-in-Aid during the year 2015-16**

**Ref:- Govt. Order No.54- SW of 2016 dated 18.02.2016**

**Alert  
Read Conditions Carefully**

**ORDER No: 481-SMD- of 2016  
DATED: 10-03-2016**

Sanction is hereby accorded to release of funds to the tune of **Rs.301.78 lacs (Rupees Three Crores, One lac, Seventy Eight Thousand) only** and placement of the same at the disposal of District Programme Officers of Jammu/Kashmir Province for its further placement to Child Development Project Officers of Jammu/Kashmir province under ICDS General to meet the expenditure under the object head "Contingency" (Centre Share) for its utilization during the current year 2015-16 as per following head wise breakup and as per annexure "A" and "B" to this order subject to the fulfillment of following conditions:-

(Rs. in lacs)


S.N o.	Object head	Funds already released	Funds now released	Total
01	Office contingency	53.25	41.40	94.65
02	Anganwadi Contingency	0.00	260.38	260.38
	Total:-	53.25	301.78	355.03

1. That the funds are utilized exclusively for the purpose for which these were originally released.
2. The funds now released includes previous year liability, if any, and priority may be given for clearing of sweeping charges pending if any out of office contingency.
3. The DDO shall also ensure no liability should be created in future under any object head of ICDS General.
4. That all the codal formalities are observed before incurring the expenditure.
5. That no diversion or re-appropriation of funds is allowed in any case without the prior approval of the competent authority.

Contd...2<sup>nd</sup>...

6. That the DDOs shall complete all the codal formalities before presentation of bills at the Treasury.
7. The utilization certificate of these funds should reach this office within fortnight.
8. No funds shall be utilized where the supplier has failed to make full supplies under the supply order issued to him by the DPO.
9. The expenditure shall be debited to Account Head mentioned below:-

Demand No.	18
Major Head	2235-Social Security and Welfare
Sub Major Head	02-Social Welfare
Minor Head	102-Child Welfare
Group head	0031-Centrally Sponsored Scheme (CSS)
Sub Head	1287-Integrated Child Development Services
Detailed Head	Contingency

  
**State Mission Director  
J&K, Srinagar.**

No:-SMD/ICDS/PIg/2016/68/22295-22363

26/02/16

DT: -01 -03-2016

Copy to the following for information:-

1. Secretary to Government Social Welfare Department J&K Srinagar
2. Principal Accountant General (A&E), J&K, Srinagar
3. District Programme Officers of Jammu/Kashmir Province
4. Deputy Director, (ICDS) Kashmir/Jammu
5. District Treasury/Treasury Officer \_\_\_\_\_
6. Office record file.

S.NO.	NAME OF THE DISTRICT	NAME OF THE DDO	No. of Functional AWCs	Office contingency			Anganwadi Contingency			Total funds released
				Funds already released	Funds now released	Total	Funds already released	Funds now released	Total	
1	J&K	J&K SMD	0	2.75	0.00	2.75	0.00	0.00	0.00	2.75
		DDICDS Kashmir	0	0.80	0.00	0.80	0.00	0.00	0.00	0.80
		DPO Srinagar	0	0.30	0.60	0.90	0.00	0.00	0.00	0.90
2	Srinagar	CDPO Srinagar	412	0.30	0.20	0.50	0.00	3.71	3.71	4.21
		CDPO Batwara	251	0.30	0.20	0.50	0.00	2.26	2.26	2.76
		CDPO Iddgah	225	0.30	0.20	0.50	0.00	2.03	2.03	2.53
		CDPO Khanyar	283	0.30	0.20	0.50	0.00	2.55	2.55	3.05
		<b>Sub Total:-</b>	<b>1171</b>	<b>5.05</b>	<b>1.40</b>	<b>6.45</b>	<b>0.00</b>	<b>10.55</b>	<b>10.55</b>	<b>17.00</b>
		DPO Gandrbal	0	0.30	0.60	0.90	0.00	0.00	0.00	0.90
3	Ganderbal	CDPO Ganderbal	245	0.30	0.20	0.50	0.00	2.21	2.21	2.71
		CDPO Lar	224	0.30	0.20	0.50	0.00	2.02	2.02	2.52
		CDPO Kangan	190	0.30	0.20	0.50	0.00	1.71	1.71	2.21
		<b>Sub Total:-</b>	<b>659</b>	<b>1.20</b>	<b>1.20</b>	<b>2.40</b>	<b>0.00</b>	<b>5.94</b>	<b>5.94</b>	<b>8.34</b>
		DPO Budgam	0	0.30	0.60	0.90	0.00	0.00	0.00	0.90
		CDPO Budgam	253	0.30	0.20	0.50	0.00	2.28	2.28	2.78
		CDPO B.K.Pora	234	0.30	0.20	0.50	0.00	2.11	2.11	2.61
		CDPO Chadoora	203	0.30	0.20	0.50	0.00	1.83	1.83	2.33
4	Budgam	CDPO Narbal	185	0.30	0.20	0.50	0.00	1.67	1.67	2.17
		CDPO Khag	142	0.30	0.20	0.50	0.00	1.28	1.28	1.78
		CDPO Nagam	189	0.30	0.20	0.50	0.00	1.70	1.70	2.20
		CDPO Khansahib	242	0.30	0.20	0.50	0.00	2.18	2.18	2.68
		CDPO Beerwah	184	0.30	0.20	0.50	0.00	1.66	1.66	2.16
		<b>Sub Total:-</b>	<b>1632</b>	<b>2.70</b>	<b>2.20</b>	<b>4.90</b>	<b>0.00</b>	<b>14.71</b>	<b>14.71</b>	<b>19.61</b>

11/10/2016  
 10/10/2016  
 10/10/2016


5	Pulwama	DPO Pulwama	0	0.30	0.60	0.90	0.00	0.00	0.00	0.00	0.90
		CDPO Pulwama	314	0.30	0.20	0.50	0.00	2.83	2.83	0.00	3.33
		CDPO Pampore	233	0.30	0.20	0.50	0.00	2.10	2.10	0.00	2.60
		CDPO Kakapora	209	0.30	0.20	0.50	0.00	1.88	1.88	0.00	2.38
		CDPO Tral	353	0.30	0.20	0.50	0.00	3.18	3.18	0.00	3.68
		<b>Sub Total:-</b>	<b>1109</b>	<b>1.50</b>	<b>1.40</b>	<b>2.90</b>	<b>0.00</b>	<b>9.99</b>	<b>9.99</b>	<b>0.00</b>	<b>12.89</b>
6	Shopian	DPO Shopian	0	0.30	0.60	0.90	0.00	0.00	0.00	0.90	
		CDPO Keller	310	0.30	0.20	0.50	0.00	2.79	2.79	0.00	3.29
		CDPO Shopian	388	0.30	0.20	0.50	0.00	3.49	3.49	0.00	3.99
		<b>Sub Total:-</b>	<b>698</b>	<b>0.90</b>	<b>1.00</b>	<b>1.90</b>	<b>0.00</b>	<b>6.28</b>	<b>6.28</b>	<b>0.00</b>	<b>8.18</b>
		DPO Anantnag	0	0.30	0.60	0.90	0.00	0.00	0.00	0.00	0.90
		CDPO Anantnag	114	0.30	0.20	0.50	0.00	1.03	1.03	0.00	1.53
7	Anantnag	CDPO Achabal	275	0.30	0.20	0.50	0.00	2.48	2.48	0.00	2.98
		CDPO Breng	300	0.30	0.20	0.50	0.00	2.70	2.70	0.00	3.20
		CDPO Larkipora	299	0.30	0.20	0.50	0.00	2.69	2.69	0.00	3.19
		CDPO Qazigund	329	0.30	0.20	0.50	0.00	2.96	2.96	0.00	3.46
		CDPO Shangus	209	0.30	0.20	0.50	0.00	1.88	1.88	0.00	2.38
		CDPO Bijbehara	318	0.30	0.20	0.50	0.00	2.86	2.86	0.00	3.36
8	Kulgama	CDPO Khoveripora	308	0.30	0.20	0.50	0.00	2.77	2.77	0.00	3.27
		<b>Sub Total:-</b>	<b>2152</b>	<b>2.70</b>	<b>2.20</b>	<b>4.90</b>	<b>0.00</b>	<b>19.37</b>	<b>19.37</b>	<b>0.00</b>	<b>24.27</b>
		DPO Kulgam	0	0.30	0.60	0.90	0.00	0.00	0.00	0.00	0.90
		CDPO Kulgam	268	0.30	0.20	0.50	0.00	2.41	2.41	0.00	2.91
		CDPO Devsar	90	0.30	0.20	0.50	0.00	0.81	0.81	0.00	1.31
		CDPO Pahloo	142	0.30	0.20	0.50	0.00	1.28	1.28	0.00	1.78
		CDPO H.S. Bugh	357	0.30	0.20	0.50	0.00	3.21	3.21	0.00	3.71
		CDPO D.H.Pora	352	0.30	0.20	0.50	0.00	3.17	3.17	0.00	3.67
		<b>Sub Total:-</b>	<b>1209</b>	<b>1.80</b>	<b>1.60</b>	<b>3.40</b>	<b>0.00</b>	<b>10.88</b>	<b>10.88</b>	<b>0.00</b>	<b>14.28</b>


10/02/16



9	Baramulla	DPO Baramulla	0	0.30	0.60	0.90	0.00	0.00	0.00	0.90	0.00	0.00	0.00	0.90	
		CDPO Uri	290	0.30	0.20	0.50	0.00	2.61	0.00	2.61	0.50	0.00	2.61	0.00	3.11
		CDPO Boniyar	151	0.30	0.20	0.50	0.00	1.36	0.00	1.36	0.50	0.00	1.36	0.00	1.86
		CDPO Narwah	289	0.30	0.20	0.50	0.00	2.60	0.00	2.60	0.50	0.00	2.60	0.00	3.10
		CDPO Rohama	187	0.30	0.20	0.50	0.00	1.68	0.00	1.68	0.50	0.00	1.68	0.00	2.18
		CDPO Rafiabab	183	0.30	0.20	0.50	0.00	1.65	0.00	1.65	0.50	0.00	1.65	0.00	2.15
		CDPO Sopore	208	0.30	0.20	0.50	0.00	1.87	0.00	1.87	0.50	0.00	1.87	0.00	2.37
		CDPO Zaingeer	209	0.30	0.20	0.50	0.00	1.88	0.00	1.88	0.50	0.00	1.88	0.00	2.38
		CDPO Wagoora	188	0.30	0.20	0.50	0.00	1.69	0.00	1.69	0.50	0.00	1.69	0.00	2.19
		CDPO Pattan	143	0.30	0.20	0.50	0.00	1.29	0.00	1.29	0.50	0.00	1.29	0.00	1.79
		CDPO Tangmarg	164	0.30	0.20	0.50	0.00	1.48	0.00	1.48	0.50	0.00	1.48	0.00	1.98
		CDPO Kunzer	176	0.30	0.20	0.50	0.00	1.58	0.00	1.58	0.50	0.00	1.58	0.00	2.08
		CDPO Singpora	161	0.30	0.20	0.50	0.00	1.45	0.00	1.45	0.50	0.00	1.45	0.00	1.95
		<b>Sub Total:-</b>	<b>2349</b>	<b>3.90</b>	<b>3.00</b>	<b>6.90</b>	<b>0.00</b>	<b>21.14</b>	<b>0.00</b>	<b>6.90</b>	<b>21.14</b>	<b>0.00</b>	<b>21.14</b>	<b>28.04</b>	
10	Bandipora	DPO Bandipora	0	0.30	0.60	0.90	0.00	0.00	0.00	0.90	0.00	0.00	0.00	0.90	
		CDPO Bandipora	274	0.30	0.20	0.50	0.00	2.47	0.00	2.47	0.50	0.00	2.47	0.00	2.97
		CDPO Hajin	266	0.30	0.20	0.50	0.00	2.39	0.00	2.39	0.50	0.00	2.39	0.00	2.89
		CDPO Sumbal	153	0.30	0.20	0.50	0.00	1.38	0.00	1.38	0.50	0.00	1.38	0.00	1.88
		CDPO Gurez	105	0.30	0.20	0.50	0.00	0.95	0.00	0.95	0.50	0.00	0.95	0.00	1.45
				<b>Sub Total:-</b>	<b>798</b>	<b>1.50</b>	<b>1.40</b>	<b>2.90</b>	<b>0.00</b>	<b>7.19</b>	<b>0.00</b>	<b>2.90</b>	<b>7.19</b>	<b>0.00</b>	<b>10.09</b>
				DPO Kupwara	0	0.30	0.60	0.90	0.00	0.00	0.90	0.00	0.00	0.00	0.90
11	Kupwara	CDPO Kupwara	322	0.30	0.20	0.50	0.00	2.90	0.00	2.90	0.50	0.00	2.90	0.00	3.40
		CDPO Trehgam	277	0.30	0.20	0.50	0.00	2.49	0.00	2.49	0.50	0.00	2.49	0.00	2.99
		CDPo Kralpora	212	0.30	0.20	0.50	0.00	1.91	0.00	1.91	0.50	0.00	1.91	0.00	2.41
		CDPO Ramhall	186	0.30	0.20	0.50	0.00	1.67	0.00	1.67	0.50	0.00	1.67	0.00	2.17
		CDPO Rajwar	232	0.30	0.20	0.50	0.00	2.09	0.00	2.09	0.50	0.00	2.09	0.00	2.59
		CDPO Langate	305	0.30	0.20	0.50	0.00	2.75	0.00	2.75	0.50	0.00	2.75	0.00	3.25
		CDPO Sogam	221	0.30	0.20	0.50	0.00	1.99	0.00	1.99	0.50	0.00	1.99	0.00	2.49
		CDPO Wavoora	155	0.30	0.20	0.50	0.00	1.40	0.00	1.40	0.50	0.00	1.40	0.00	1.90
		CDPO Kalaroos	149	0.30	0.20	0.50	0.00	1.34	0.00	1.34	0.50	0.00	1.34	0.00	1.84
		CDPO Tangdar	130	0.30	0.20	0.50	0.00	1.17	0.00	1.17	0.50	0.00	1.17	0.00	1.67
		CDPO Teetwal	121	0.30	0.20	0.50	0.00	1.09	0.00	0.50	0.00	1.09	0.00	1.59	
		<b>Sub Total:-</b>	<b>2310</b>	<b>3.60</b>	<b>2.80</b>	<b>6.40</b>	<b>0.00</b>	<b>20.80</b>	<b>0.00</b>	<b>6.40</b>	<b>20.80</b>	<b>0.00</b>	<b>27.20</b>		

12	Leh	DPO Leh	0	0.30	0.60	0.90	0.00	0.00	0.00	0.00	0.00	0.00	0.90	0.00	0.90	
		CDPO Leh	146	0.30	0.20	0.50	0.00	1.31	0.00	1.31	0.00	1.31	0.00	1.81	0.00	1.81
		CDPO Nobra	100	0.30	0.20	0.50	0.00	0.90	0.00	0.90	0.00	0.90	0.00	1.40	0.00	1.40
		CDPO Khalsi	95	0.30	0.20	0.50	0.00	0.85	0.00	0.85	0.00	0.85	0.00	1.35	0.00	1.35
		CDPO Nyoma	49	0.30	0.20	0.50	0.00	0.44	0.00	0.44	0.00	0.44	0.00	0.94	0.00	0.94
		CDPO Khuru	45	0.30	0.20	0.50	0.00	0.40	0.00	0.40	0.00	0.40	0.00	0.90	0.00	0.90
		CDPO Durbuk	36	0.30	0.20	0.50	0.00	0.32	0.00	0.32	0.00	0.32	0.00	0.82	0.00	0.82
		<b>Sub Total:-</b>	<b>471</b>	<b>2.10</b>	<b>1.80</b>	<b>3.90</b>	<b>0.00</b>	<b>4.22</b>	<b>0.00</b>	<b>4.22</b>	<b>0.00</b>	<b>4.22</b>	<b>0.00</b>	<b>8.12</b>	<b>0.00</b>	<b>8.12</b>
13	Kargil	DPO Kargil	0	0.30	0.60	0.90	0.00	0.00	0.00	0.00	0.00	0.00	0.90	0.00	0.90	
		CDPO Kargil	180	0.30	0.20	0.50	0.00	1.62	0.00	1.62	0.00	1.62	0.00	2.12	0.00	2.12
		CDPO Shargole	70	0.30	0.20	0.50	0.00	0.63	0.00	0.63	0.00	0.63	0.00	1.13	0.00	1.13
		CDPO Drass	69	0.30	0.20	0.50	0.00	0.62	0.00	0.62	0.00	0.62	0.00	1.12	0.00	1.12
		CDPO Sankoo	158	0.30	0.20	0.50	0.00	1.42	0.00	1.42	0.00	1.42	0.00	1.92	0.00	1.92
		CDPO Taisuru	60	0.30	0.20	0.50	0.00	0.54	0.00	0.54	0.00	0.54	0.00	1.04	0.00	1.04
		CDPO Zanskar	67	0.30	0.20	0.50	0.00	0.60	0.00	0.60	0.00	0.60	0.00	1.10	0.00	1.10
		CDPO S.Chiktan	71	0.30	0.20	0.50	0.00	0.63	0.00	0.63	0.00	0.63	0.00	1.13	0.00	1.13
<b>Sub Total:-</b>	<b>675</b>	<b>2.40</b>	<b>2.00</b>	<b>4.40</b>	<b>0.00</b>	<b>6.06</b>	<b>0.00</b>	<b>6.06</b>	<b>0.00</b>	<b>6.06</b>	<b>0.00</b>	<b>10.46</b>	<b>0.00</b>	<b>10.46</b>		
<b>Grand Total</b>	<b>15233</b>	<b>29.35</b>	<b>22.00</b>	<b>51.35</b>	<b>0.00</b>	<b>137.13</b>	<b>0.00</b>	<b>137.13</b>	<b>0.00</b>	<b>137.13</b>	<b>0.00</b>	<b>188.48</b>	<b>0.00</b>	<b>188.48</b>		

  
 State Mission Director,  
 J&K, Jammu

  
 26/10/16

(Rs in lacs)

S.NO.	NAME OF THE DISTRICT	NAME OF THE DDO	No. of Functional AWCs	Office contingency			Anganwadi Contingency			Total funds released
				Funds already released	Funds now released	Total	Funds already released	Funds now released	Total	
		DD ICDS Jammu	0	0.80	0.00	0.80	0.00	0.00	0.00	0.80
		DPO Jammu	0	0.30	0.60	0.90	0.00	0.00	0.00	0.90
		CDPO Gandhi Nagar	131	0.30	0.20	0.50	0.00	1.18	1.18	1.68
		CDPO Akhnoor	270	0.30	0.20	0.50	0.00	2.43	2.43	2.93
		CDPO Khour	298	0.30	0.20	0.50	0.00	2.68	2.68	3.18
		CDPO Jammu	254	0.30	0.20	0.50	0.00	2.29	2.29	2.79
		CDPO R.S.Pura	391	0.30	0.20	0.50	0.00	3.52	3.52	4.02
		CDPO Marh	222	0.30	0.20	0.50	0.00	2.00	2.00	2.50
		CDPO Satwari	168	0.30	0.20	0.50	0.00	1.52	1.52	2.02
		CDPO Bishnah	245	0.30	0.20	0.50	0.00	2.21	2.21	2.71
		CDPO Kot Bhalwal	258	0.30	0.20	0.50	0.00	2.32	2.32	2.82
		CDPO Dansal	203	0.30	0.20	0.50	0.00	1.83	1.83	2.33
		CDPO Migrant	227	0.30	0.20	0.50	0.00	2.04	2.04	2.54
		<b>TOTAL:</b>	<b>2667</b>	<b>4.40</b>	<b>2.80</b>	<b>7.20</b>	<b>0.00</b>	<b>24.02</b>	<b>24.02</b>	<b>31.22</b>
		DPO Doda	0	0.30	0.60	0.90	0.00	0.00	0.00	0.90
		CDPO Doda	163	0.30	0.20	0.50	0.00	1.47	1.47	1.97
		CDPO Bagwah	155	0.30	0.20	0.50	0.00	1.40	1.40	1.90
		CDPO Assar	102	0.30	0.20	0.50	0.00	0.92	0.92	1.42
		CDPO Marmat	100	0.30	0.20	0.50	0.00	0.90	0.90	1.40
		CDPO Bhaderwah	193	0.30	0.20	0.50	0.00	1.74	1.74	2.24
		CDPO Gundana	106	0.30	0.20	0.50	0.00	0.95	0.95	1.45
		CDPO Thathri	242	0.30	0.20	0.50	0.00	2.18	2.18	2.68
		CDPO Gandoh	302	0.30	0.20	0.50	0.00	2.72	2.72	3.22
		<b>TOTAL:</b>	<b>1363</b>	<b>2.70</b>	<b>2.20</b>	<b>4.90</b>	<b>0.00</b>	<b>12.28</b>	<b>12.28</b>	<b>17.18</b>


  
 01/20/16

3	Poonch	DPO Poonch	0	0.30	0.60	0.90	0.00	0.00	0.00	0.00	0.90
		CDPO Haveli	223	0.30	0.20	0.50	0.00	2.01	2.01	2.01	2.51
		CDPO Mandi	260	0.30	0.20	0.50	0.00	2.34	2.34	2.34	2.84
		CDPO Surankote	293	0.30	0.20	0.50	0.00	2.64	2.64	2.64	3.14
		CDPO Buffleiaz	144	0.30	0.20	0.50	0.00	1.30	1.30	1.30	1.80
		CDPO Mendhar	334	0.30	0.20	0.50	0.00	3.01	3.01	3.01	3.51
		CDPO Balakote	118	0.30	0.20	0.50	0.00	1.06	1.06	1.06	1.56
		<b>TOTAL:</b>	<b>1372</b>	<b>2.10</b>	<b>1.80</b>	<b>3.90</b>	<b>0.00</b>	<b>12.36</b>	<b>12.36</b>	<b>12.36</b>	<b>16.26</b>
		DPO Kathua	0	0.30	0.60	0.90	0.00	0.00	0.00	0.00	0.90
		CDPO Hiranagar	211	0.30	0.20	0.50	0.00	1.90	1.90	1.90	2.40
4	Kathua	CDPO Kathua	267	0.30	0.20	0.50	0.00	2.40	2.40	2.40	2.90
		CDPO Basohli	208	0.30	0.20	0.50	0.00	1.87	1.87	1.87	2.37
		CDPO Barnoti	267	0.30	0.20	0.50	0.00	2.40	2.40	2.40	2.90
		CDPO Duggan	79	0.30	0.20	0.50	0.00	0.71	0.71	0.71	1.21
		CDPO Lohi Malhar	163	0.30	0.20	0.50	0.00	1.47	1.47	1.47	1.97
		CDPO Bani	124	0.30	0.20	0.50	0.00	1.12	1.12	1.12	1.62
		CDPO Billawar	320	0.30	0.20	0.50	0.00	2.88	2.88	2.88	3.38
		<b>TOTAL:</b>	<b>1639</b>	<b>2.70</b>	<b>2.20</b>	<b>4.90</b>	<b>0.00</b>	<b>14.75</b>	<b>14.75</b>	<b>14.75</b>	<b>19.65</b>
		DPO Kishtwar	0	0.30	0.60	0.90	0.00	0.00	0.00	0.00	0.90
		CDPO Kishtwar	186	0.30	0.20	0.50	0.00	1.67	1.67	1.67	2.17
5	Kishtwar	CDPO Padder	75	0.30	0.20	0.50	0.00	0.68	0.68	0.68	1.18
		CDPO Nagseni	58	0.30	0.20	0.50	0.00	0.52	0.52	0.52	1.02
		CDPO Drabshalla	183	0.30	0.20	0.50	0.00	1.65	1.65	1.65	2.15
		CDPO Inderwal	143	0.30	0.20	0.50	0.00	1.29	1.29	1.29	1.79
		CDPO Dacchan	47	0.30	0.20	0.50	0.00	0.42	0.42	0.42	0.92
		CDPO Marwah	76	0.30	0.20	0.50	0.00	0.68	0.68	0.68	1.18
		CDPO Warwan	36	0.30	0.20	0.50	0.00	0.32	0.32	0.32	0.82
		<b>TOTAL:</b>	<b>804</b>	<b>2.70</b>	<b>2.20</b>	<b>4.90</b>	<b>0.00</b>	<b>7.23</b>	<b>7.23</b>	<b>7.23</b>	<b>12.13</b>

26/10/16



6	Rajouri	DPO Rajouri	0	0.30	0.60	0.90	0.00	0.00	0.00	0.00	0.90	0.00	0.00	0.90	
		CDPO Rajouri	271	0.30	0.20	0.50	0.00	2.44	2.44	2.44	2.44	2.44	2.44	2.44	2.94
		CDPO Budhal	314	0.30	0.20	0.50	0.00	2.83	2.83	2.83	2.83	2.83	2.83	2.83	3.33
		CDPO Kalakote	211	0.30	0.20	0.50	0.00	1.90	1.90	1.90	1.90	1.90	1.90	1.90	2.40
		CDPO Manjakote	194	0.30	0.20	0.50	0.00	1.75	1.75	1.75	1.75	1.75	1.75	1.75	2.25
		CDPO Darhal	278	0.30	0.20	0.50	0.00	2.50	2.50	2.50	2.50	2.50	2.50	2.50	3.00
		CDPO Nowshera	205	0.30	0.20	0.50	0.00	1.84	1.84	1.84	1.84	1.84	1.84	1.84	2.34
		CDPO Sunderbani	163	0.30	0.20	0.50	0.00	1.46	1.46	1.46	1.46	1.46	1.46	1.46	1.96
		<b>TOTAL:</b>	<b>1636</b>	<b>2.40</b>	<b>2.00</b>	<b>4.40</b>	<b>0.00</b>	<b>14.72</b>	<b>14.72</b>	<b>14.72</b>	<b>14.72</b>	<b>14.72</b>	<b>14.72</b>	<b>14.72</b>	<b>19.12</b>
		DPO Ramban	0	0.30	0.60	0.90	0.00	0.00	0.00	0.00	0.00	0.90	0.00	0.00	0.90
7	Raman	CDPO Ramban	225	0.30	0.20	0.50	0.00	2.02	2.02	2.02	2.02	2.02	2.02	2.52	
		CDPO Gool	171	0.30	0.20	0.50	0.00	1.53	1.53	1.53	1.53	1.53	1.53	2.03	
		CDPO Ramsoo	204	0.30	0.20	0.50	0.00	1.83	1.83	1.83	1.83	1.83	1.83	2.33	
		CDPO Banihal	194	0.30	0.20	0.50	0.00	1.74	1.74	1.74	1.74	1.74	1.74	2.24	
		<b>TOTAL:</b>	<b>794</b>	<b>1.50</b>	<b>1.40</b>	<b>2.90</b>	<b>0.00</b>	<b>7.12</b>	<b>7.12</b>	<b>7.12</b>	<b>7.12</b>	<b>7.12</b>	<b>7.12</b>	<b>10.02</b>	
8	Reasi	DPO Reasi	0	0.30	0.60	0.90	0.00	0.00	0.00	0.00	0.90	0.00	0.00	0.90	
		CDPO Reasi	210	0.30	0.20	0.50	0.00	1.89	1.89	1.89	1.89	1.89	1.89	2.39	
		CDPO Pouni	175	0.30	0.20	0.50	0.00	1.57	1.57	1.57	1.57	1.57	1.57	2.07	
		CDPO Arnas	200	0.30	0.20	0.50	0.00	1.80	1.80	1.80	1.80	1.80	1.80	2.30	
		CDPO Mahore	367	0.30	0.20	0.50	0.00	3.30	3.30	3.30	3.30	3.30	3.30	3.80	
<b>TOTAL:</b>	<b>952</b>	<b>1.50</b>	<b>1.40</b>	<b>2.90</b>	<b>0.00</b>	<b>8.56</b>	<b>8.56</b>	<b>8.56</b>	<b>8.56</b>	<b>8.56</b>	<b>8.56</b>	<b>11.46</b>			
9	Samba	DPO Samba	0	0.30	0.60	0.90	0.00	0.00	0.00	0.00	0.90	0.00	0.00	0.90	
		CDPO Purmandal	214	0.30	0.20	0.50	0.00	1.92	1.92	1.92	1.92	1.92	1.92	2.42	
		CDPO Vijaypur	346	0.30	0.20	0.50	0.00	3.11	3.11	3.11	3.11	3.11	3.11	3.61	
		CDPO Samba	287	0.30	0.20	0.50	0.00	2.58	2.58	2.58	2.58	2.58	2.58	3.08	
		CDPO Ghagwal	165	0.30	0.20	0.50	0.00	1.48	1.48	1.48	1.48	1.48	1.48	1.98	
<b>TOTAL:</b>	<b>1012</b>	<b>1.50</b>	<b>1.40</b>	<b>2.90</b>	<b>0.00</b>	<b>9.09</b>	<b>9.09</b>	<b>9.09</b>	<b>9.09</b>	<b>9.09</b>	<b>9.09</b>	<b>11.99</b>			

21/10/2024

10	Udhampur	DPO Udhampur	0	0.30	0.60	0.90	0.00	0.00	0.00	0.00	0.90
		CDPO Udhampur	398	0.30	0.20	0.50	0.00	3.58	3.58	0.00	4.08
		CDPO Pancheri	169	0.30	0.20	0.50	0.00	1.52	1.52	0.00	2.02
		CDPO Chenani	282	0.30	0.20	0.50	0.00	2.53	2.53	0.00	3.03
		CDPO Gordhi	160	0.30	0.20	0.50	0.00	1.44	1.44	0.00	1.94
		CDPO Ram Nagar	155	0.30	0.20	0.50	0.00	1.40	1.40	0.00	1.90
		CDPO Majalta	150	0.30	0.20	0.50	0.00	1.35	1.35	0.00	1.85
		CDPO D.D B.Garh	145	0.30	0.20	0.50	0.00	1.30	1.30	0.00	1.80
		<b>TOTAL:</b>	<b>1459</b>	<b>2.40</b>	<b>2.00</b>	<b>4.40</b>	<b>0.00</b>	<b>13.12</b>	<b>13.12</b>	<b>0.00</b>	<b>17.52</b>
		<b>G. TOTAL</b>	<b>13698</b>	<b>23.90</b>	<b>19.40</b>	<b>43.30</b>	<b>0.00</b>	<b>123.25</b>	<b>123.25</b>	<b>0.00</b>	<b>166.55</b>
<b>G. TOTAL J&amp;K</b>	<b>28931</b>	<b>53.25</b>	<b>41.40</b>	<b>94.65</b>	<b>0.00</b>	<b>260.38</b>	<b>260.38</b>	<b>0.00</b>	<b>355.03</b>		

  
 State Mission Director,  
 J&K, Jammu  
 9/1/2020